



**SKY LiFT**

**DESIGN**




“Design is not just what it looks  
like and how it feels like.  
Design is how it works.”

Steve Jobs

# MODERN GOLD

---



MODERN GOLD



MODERN GOLD



MODERN GOLD

**LIGHT GLASS**

---



- 6
- 4
- 2
- 0
- 8
- 7
- 5
- 3
- 1
- 9

LIGHT GLASS



LIGHT GLASS



LIGHT GLASS

# TIME MACHINE

---



MODERN GOLD



MODERN GOLD




MODERN GOLD

**TECHNO WOOD**

---



TECHNO WOOD



TECHNO WOOD



TECHNO WOOD

**NEW CLASSIC**

---



NEW CLASSIC



NEW CLASSIC



NEW CLASSIC

If you want it nice and simple

# IN STAINLESS STEEL



If you want it nice and simple

# IN SKINPLATE OR WOOD




# MIRRORS



Half height  
**Type: Standard**



Full height  
**Type: Full**



digital mirror

MIRRORS THAT ENTERTAIN

# COATINGS AND ACCESSORIES

---

# FLOORING

## PVC



GRIGIO



BEIGE



VERDE

## STONE



MATTONE



BLU



ANTRACITE

# WALLS. STAINLESS STEEL




INOX 2 WL




INOX LINO




INOX PELLE



INOX QUADRO




INOX DAMA



INOX LUCIDO




INOX SATINATO




INOX SCOTCHBRITE


# WALLS. SKINPLATE




PPS6




PPS10




PPS11




B13



B21




R2



DT63



N21




N14


# LIGHTNING



ILL 209 B




ILL 209 C




ILL 236 E



ILL 236 D



ILL 2322



ILL 202

# ACCESSOIRES



COR 405

Rectangular stainless steel handrail



COR 428

Round stainless steel handrail Runder



COR 412

Round solid wood handrail



COR 411

Rectangular heartwood handrail



COR 428 A

Round stainless steel handrail with curved ends

# EQUIPMENT

---



# LIFT OPERATING PANELS

## SURFACE MOUNT



S2B



S1B-LCD



S1B



S1B-DTM




SI-LCD




SI-DTM

## FLUSH MOUNT




F1B-LCD



F2B-LCD



F2B-LCD-DP




FI-TFT



F1B-DTM



F1B-DTM-DP



FI-LCD



FI-DTM

Other options available on request

# BUTTONS

## F6

Round, Ø - 30 mm

Recall lights - red, white, green, blue



F6.L



F6.M



CC



ENP



ENS

## K1

Square 30x30mm

Recall lights - red, white,  
green, blue, yellow



K1-ENS.BR



K1-ENP.LS.BR

## B3

Square 30x30 mm

Recall lights - red, white, green, blue,  
yellow  
Recall lights - red, white, green, blue




B3-ENS.BR




B3-ENP.LS.BR

Other options available on request

# GLASS LINE



GFH-DTM  
Red




GFH-DTM  
White



GHH-DTM  
Red

Other options available on request


# CLASSIC LINE




CFH-TFT  
10



CFH-TFT  
7



CFH-TFT  
5



CHH-DTM  
Red




CHH-TFT  
BW

Other options available on request

# INDICATORS

## TFT



7 Inch




10 Inch

## LCD



3,2 Inch



4,7 Inch



5,1 Inch

## DOT MATRIX



4,3 Inch



4,6 Inch





## **Sky Elevators UG**

Hermann-Oberth-Str. 9  
85640 Putzbrunn  
Germany

Tel.: +49 89 245 94 371  
Fax.: +49 89 245 94 371 – 1  
[info@skyelevators.de](mailto:info@skyelevators.de)  
[www.skyelevators.de](http://www.skyelevators.de)